




Reception Newsletter: Spring Term, Week 8

What have we explored this week?

This week's Phonics sounds:



Don't forget to use your Phonics keyrings to practise reading and writing these sounds.

Phonics help

Please keep using the Floppy's Phonics online access to practise the sounds, as well as reading the Phonics book during the week. We give it for a few days to keep practising the sounds, so please do not worry if it remains in your child's folder.

Link: <https://www.oxfordowl.co.uk/>

Floppy's Phonics
Extra Practice Zone
Information booklet

Your child is learning to read with Floppy's Phonics, a step-by-step synthetic phonics reading scheme. It introduces the children to the letters and sounds – the alphabetic code – that will become the foundation of their reading and writing.

Your child's school has a subscription to Floppy's Phonics Online on Oxford Owl.

This booklet shows you how you can help your child practise and consolidate their reading skills by using the **Extra Practice Zone**.

What is the Extra Practice Zone?

The Extra Practice Zone is an area on Floppy's Phonics Online where your child can practise their phonics skills at home, with the help of an adult. It contains 42 interactive eBooks, each offering a range of activities that will help improve your child's reading skills. Your child may have already practised some of these activities at school, either with the whole class or on their own.

Step 1:
Click 'Login'

Oxford Owl for School
Teaching resources and expert school improvement support

- Award-winning subscriptions and leadership support
- Professional Development and best practice advice
- Free teaching resources and eBooks

Log in Join us

About Oxford Owl for School

Step 2:
Make sure you are clicked on students

Students Teachers Parents

Class or student username
Password

Log in

Help Forgotten my login

Step 3:
Type in
Class: receptionj
Password: phonics

Students Teachers Parents

Class or student username
receptionj

Password


Log in


Help Forgotten my login


Vowel hand


We have noticed that the children are mixing up some of the vowels, so we have been learning this song to help us identify the difference. The vowel hand is helping us to keep track of the vowels:


Old MacDonald's Vowel Farm


Old MacDonald had a farm.
a - e - i - o - u. 

On that farm he had a cat.
a - a - a - a - a. 

On that farm he had a hen.
e - e - e - e - e. 

On that farm he had a pig.
i - i - i - i - i. 

On that farm he had a dog.
o - o - o - o - o. 

On that farm he had a duck.
u - u - u - u - u. 






b and d rap

We have noticed the children are sometimes mixing up 'b' and 'd'.

This rap may help you see the difference between the two.

We use it a lot in class.

<p>'b' and 'd' we're going to put them to bed.</p> <p>No need to mix them up I said.</p>	<p>b and d</p> 
<p>When you think of 'b' think about baseball.</p> <p>You do the 'bat' and then you do the 'ball'.</p>	 <p>Think: bat and ball</p>
<p>When you think of 'd' start drumming quick.</p> <p>You do the 'drum' and then the 'drumstick'.</p>	 <p>Think: drum-stick</p>

Other useful Phonics links

What is Phonics information: <https://home.oxfordowl.co.uk/reading/phonics/>

What is Phonics video: <https://www.youtube.com/watch?v=42jb6PopZCI>

How to say the sounds: <https://www.youtube.com/watch?v=UCI2mu7URBc>

Phonics games

Here are some websites that might help you with Phonics sounds.

<https://www.phonicsplay.co.uk/>

<https://www.phonicsbloom.com/>

<https://www.topmarks.co.uk/english-games/3-5-years/letters-and-sounds>

Writing checklist

We are trying hard to write full sentences. We are using this checklist to help us in Phonics and English lessons.

Feel free to use this at home, especially when writing in the weekend diary.

A	capital letters	
●	full stops	
✋	finger spaces	
ure oo ch ay br	sounds	
the	tricky words	
a b c	neat	

Jack and the Beanstalk story maps

Here are the class story maps for Jack and the Beanstalk:



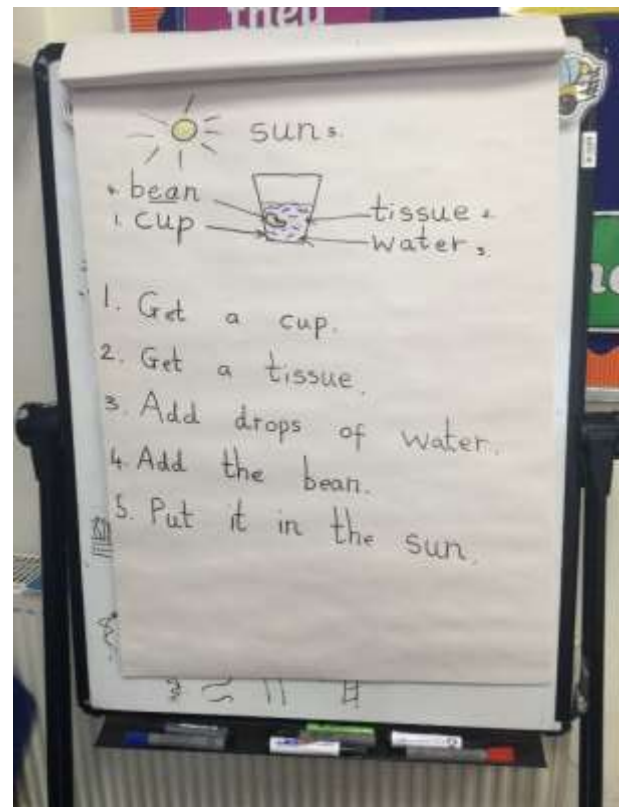
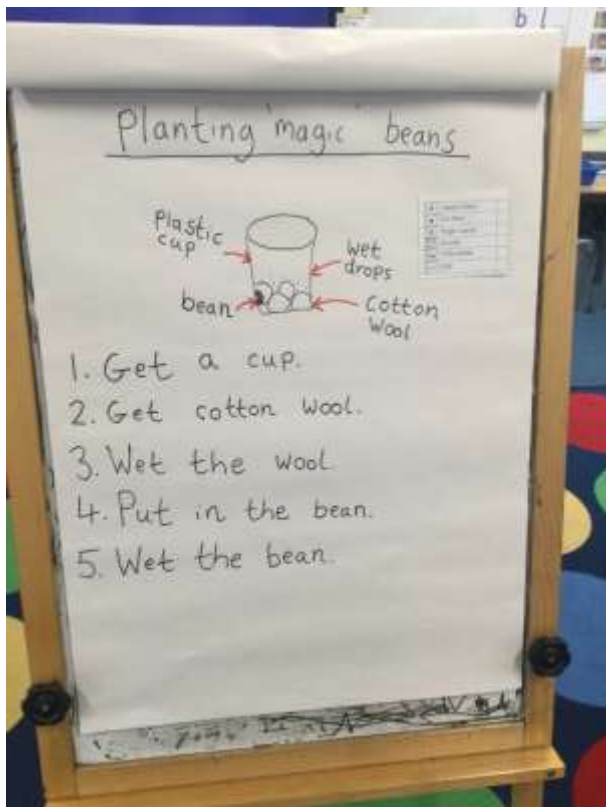
In English, we planted beans and then wrote about them, creating our own Non-fiction pieces of writing. This linked very well to our Forest School and Topic work about growing.



RB




RL

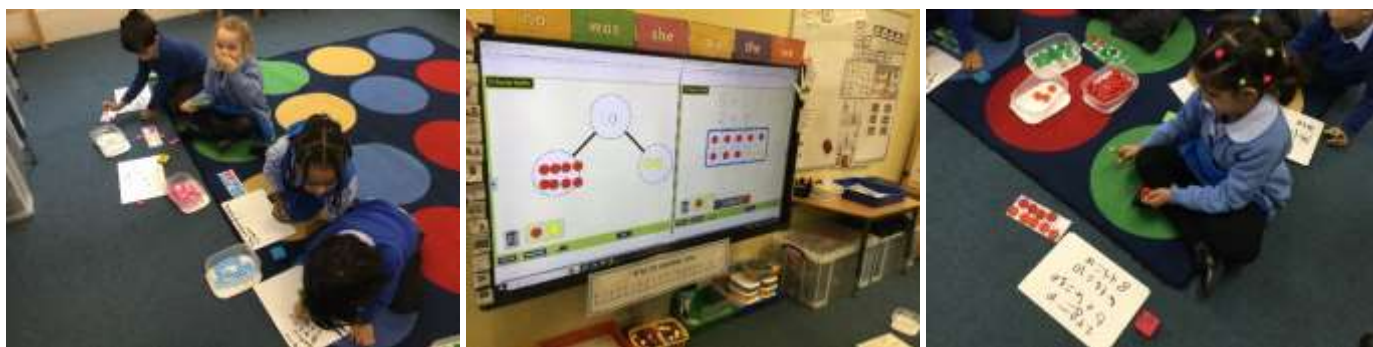


In Maths, we continued to look at number bonds to 10, to work towards knowing them fluently. We played Hit the Button to help us quickly recall the number bonds. Here is the game if you would like it at home:

<https://www.topmarks.co.uk/maths-games/hit-the-button>



We used tens frames and tried to show number bonds to 10. We looked at ones on screen and compared them to part-whole models. The children wrote number sentences to match.



Other Maths games

Tens frame: <https://mathsbot.com/manipulatives/tenFrame>

Numicon online: <https://mathsbot.com/manipulatives/numberFrames>

Addition to 10: <https://www.topmarks.co.uk/addition/addition-to-10>

Numbers to 20: <https://www.topmarks.co.uk/learning-to-count/todays-number-up-to-20>

White Rose Maths Home Learning: <https://whiteroseeducation.com/parent-pupil-resources/maths/home-learning>

Other games: <https://www.topmarks.co.uk/Search.aspx?Subject=16&AgeGroup=1>

At Forest School, we explored the area looking for any signs of new growth. We used natural materials to cordon off the special area, such as sticks around a daffodil. We were very careful not to tread on any plants. We used flower and plant identification 'windows' to find and name them.



In Sanskrit, the children recapped their colours and animals. They are learning them so quickly!



Mrs Wyatt says well done to Kiana for filling your sticker chart and to Emhemed for trying really hard to write a book at home!



The RL children made pancakes in their cooking lesson. RB will make them in a couple of weeks.



Here is the recipe if you need it:

Pancake Party!!

Shrove Tuesday, also known as Pancake Day, is always in February and is the day before Lent starts. In the old days that was when all of the yummy eggs and dairy in the house had to get finished before the fasting started that goes on all the way to Easter Sunday!

This year Chef Suzie & I have a yummy American pancake recipe for you: you can load them with blueberries, banana or chocolate... and LOADS of maple syrup! Enjoy!

Makes 6 big ones



Ingredients:

200g plain flour	2 tbsp unsalted butter, melted and cooled, plus extra for cooking
1 ½ tsp baking powder	Blueberries
2 tbsp caster sugar	Choc chips
240ml milk	Banana, sliced
2 eggs	Maple syrup

Method:

1. Sift the flour, baking powder, and sugar into a mixing bowl.
2. In a separate small bowl or jug, lightly whisk together the milk and 2 eggs, then whisk in the cooled melted butter.
3. Pour the wet mixture into the bowl with the dry mixture and beat lightly until roughly combined but still a bit lumpy (for American pancakes you specifically want lumps!).
4. Leave to stand for 5 minutes.
5. Heat the oven to 180C.
6. Brush a 25x20x2cm baking tray with melted butter.
7. Pour the batter into the tin and level the surface with a spatula.
8. Scatter your chosen toppings on and bake in the oven for 15-20 mins or until the middle of the pancake feels cooked.
9. Leave to cool then dust with icing sugar and either cut into squares, or use a ring cutter and snack on the trimmings!

Things to Remember

- Just a reminder that that on Friday 15th March, we will be fundraising for Comic Relief's Red Nose Day. The event also coincides with Feel Good Friday. The children will need to wear their school uniform; however, red noses will be sold in school for £2.00 and can be worn on the day. Red noses can also be bought prior to the day via the Comic Relief website. You can also make donations on the Red Nose Day Just Giving page: https://www.justgiving.com/page/st-james-preparatory-school-1709114650131?utm_term=w5zR4D8G6
- We are looking forward to welcoming parents into our classroom on Monday 18th March for a Book Look, from 8:15am to 9am. If you have children in different classes in the Lower School, staff will be on hand to escort you around so that you can see all of your children's brilliant work.
- Please keep practising the Shakespeare lines at home. The performances are not that long away. Reception's Shakespeare performance will be on Wednesday 20th March at 9.00 – 10.00. It would be lovely to see you there.
- Please remember to book places (maximum of 2 per family) for Grandparents and Friends Morning on the last day of term, Wednesday 27th March. <https://stjamesjunior.schoolcloud.co.uk/>