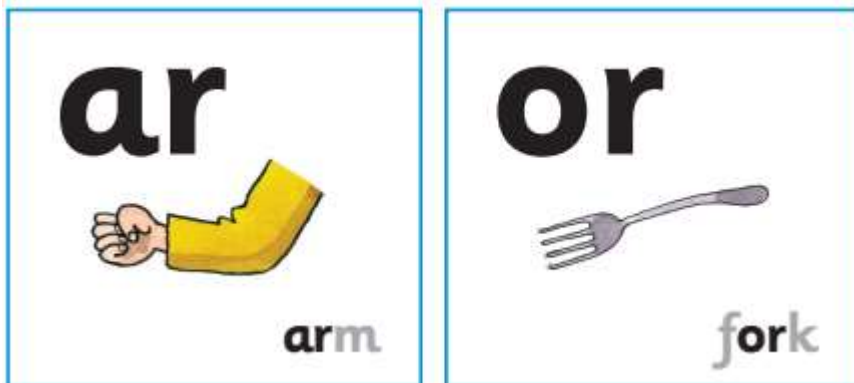




Reception Newsletter: Summer Term, Week 5

Time to gear up for Sports Day and pray for sun!

This week's Phonics sounds:



In **English**, the children embellished their story maps by adding detailed pictures and words needed for their story writing. Behind every author is a great plan!

The children were supported to create their version of Farmer Duck using a similar structure. The children followed their plan to create a clear beginning, middle and end over the week. They were encouraged to use these elements:

Story-telling words- Once upon, first, next morning

Connectives (joining words)- so, then, but, because, and

Position words- under, in, on,

Speech- How goes the work?


 capital letters	
 full stops	
 finger spaces	
 sounds	
 the	tricky words
 a b c	neat

The children are encouraged to use capital letters, fingers spaces and punctuation marks. Here is the writing checklist to help you with weekend diaries and any extra writing practise at home.

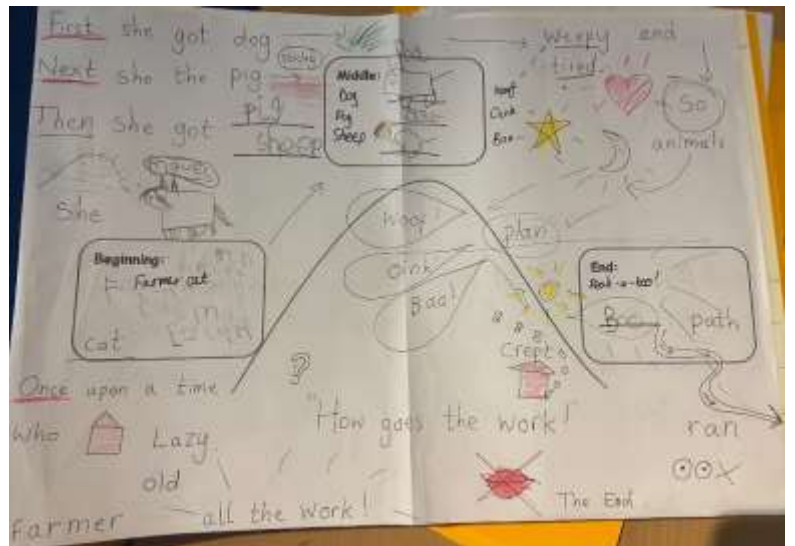
We also encourage the children to reread their writing to gain independence and know what their next word is. The children should be able to read and write their weekend diaries all by themselves.

Once upon a time there was a horse too live with a last old farm. ✓
 Farmer Horse did all the the horse got the dog from ✓
 We first the horse feet the central. farmer here (farmer to ✓
 the cow from the fine tide. The animals mad a ✓
 field then she got the the it off the moon. ✓
 The next day the animal called light ✓
 cold the and fers. the ✓

Once upon a time there was a cat and a farm. ✓
 The cat did all the work. ✓
 First she got dog mud ✓
 then she got the horse from the field. ✓
 got ✓



1.9 MAY 2024
 Next she beat the duck from the ponds. ✓
 Then she got the horse from the tree. Farmer here joined and find. The animals beat farmer her. ✓ So the animals had a meeting under the tree of the house. ✓
 Then she got the pig. ✓ The next day the animals ripped into the farmer's house and they pretended to be a ghost and showed blood. And all the animals chased him away. ✓
 And was never to be seen again. And all the animals helped education. ✓ The End ✓
 ① Anxiety 5-10 min → speak the work → And → nearly



In **Maths**, we learnt how to double numbers up to five. We later extended to ten. The children spotted that the numbers were all even.

Please continue this at home. Follow the links below to consolidate fun learning:

[Doubles song](#)

[Hit the double](#)

[Double archery](#)

This week RL went to visit Chef Suzie. Here is the recipe.


ST JAMES
School

Hey Presto – Pesto Salad!

Makes a sharing bowlful for 4

This summery salad is perfect for picnics or after you've been running around as it's packed with yummy goodness!



Ingredients:

For the Pesto: 50g basil (weight includes stalks) 40g pine nuts or sunflower seeds 25g Parmesan, grated on the big holes A little pinch of salt, and some pepper too if you like it 5 tbsp extra virgin olive oil	 2 heaped tbsp crème fraîche 4 heaped tbsp pesto ½ tsp garlic fried in olive oil 1/3 cup (60g) peas, defrosted 25g roast tomatoes in oil, chopped with scissors 3 baby mozzarella balls (bocconcini), torn A little pinch of salt ½ tsp toasted sunflower seeds 1 tbsp Parmesan, grated
---	--

For the Salad:
200g pasta, like fusilli or penne
1 tbsp currants

Method:

1. First bring a medium sized pan of salted water to the boil. Once boiling, add the pasta, stir briefly and set a timer for the amount of time it says to cook on the packet.
2. When it's ready add the currants to the water, count to 10 then drain through a colander into the sink.
3. Run a little cold water over it to cool the pasta down a bit then drizzle on a little olive oil and give it a quick stir (the oil stops the pasta sticking together).
4. Next up make the pesto by putting all the ingredients EXCEPT the oil into a food processor and blitz it to a chunky purée (that means nearly smooth). You may need to stop it once to scrape the sides down with a spatula and spin it briefly again so all the bits get chopped up.
5. Now use your spatula to scrape the pesto into a small bowl and stir gently as you mix in the extra virgin olive oil. Have a taste – YUM!
6. In a medium sized mixing bowl stir 4 tablespoons of the pesto with the crème fraîche and fried garlic until it's all a pretty light green colour.
7. (Put any left over pesto in a little jam jar and pour over a bit of olive oil to cover the solid bits. It'll last for a week in the fridge.)
8. Add the pasta + currants, peas, cut tomatoes, torn mozzarella balls and a little pinch of salt and mix well.
9. Tip it all into a pretty dish or bowl then sprinkle on the toasted seeds and finish with the grated Parmesan.

In **Philosophy** the children watched the story of 'The Ugly Duckling' to spot similarities, differences and the odd one out. The children used the word 'because' to justify their answers. The children reflected on the story to discuss feelings and show empathy towards the duckling.

In **Topic** the children named a variety of flowers using their knowledge from Kew Gardens and their own gardens. We discussed the coloured parts of plants and realised that they were all either flowers, fruits or vegetables. We recapped naming parts of the plants including stem, petal, bud and roots. We looked at real life plants and related this them to forest school.

National Numeracy Day

We are delighted to be taking part in National Numeracy Day on Wednesday 22nd May. We will be focusing on nurturing a love of problem solving and logical thinking on this day, Children are strongly encouraged to dress up in a maths themed outfit. We had some incredible outfits last year and can't wait to see the children's creativity this year, there are prizes to be won!

From Miss Foster



Feel Good Friday

Today was Feel Good Friday. The day was all about mental health, in recognition of Mental Health Awareness Week. The children had a drama workshop focused on emotional wellbeing through the story of 'Daisy's Dragons'.

Things to Remember

- Reception school trip has now been booked for Vauxhall City Farm on Tuesday 18th June. The trip letter will be sent out today.
- **Wednesday 22nd May at 8:20am:** All parents are invited to a meeting about the exciting upcoming *Digital Transformation* at St James Prep, an initiative involving Years 4, 5 and 6 initially. The meeting will provide an opportunity for you to learn about how devices will be used to enhance teaching and learning, including hands-on demonstrations, and for you to ask about any queries you may have.
- Numeracy day Wednesday 22nd May.
- Sports Day- Friday 24th May. Children to be passed over to teachers at 8.55am at Linford Christie Stadium and collected at 12pm
- RL class assembly- Tuesday 11th June.
- Half term- Friday 24th May- Monday 3rd June