



ST JAMES

Preparatory School

Reception Newsletter: Summer Term, Week 8

This week's Phonics sounds:



Please return your child's phonics keyring and laminated tricky word bookmarks ready for the end of term.

Here are all of the sounds we have learnt this year so that you have a copy of them:

Level 1+				Level 2				Level 3			
s	a	t	p	j	v	w	-x	ai	ee	-igh	oa
i	n	m	d	y	z	-zz	qu	-oo	oo	ar	or
g	o	c	k	ch	sh	th	-ng	ur	ow	oi	ear
-ck	e	u	r	-dge	-ve	wh	-cks	air	-er	er	-ue
h	b	f	-ff	-tch	-nk			-ue	-ure	-ture	
l	-ll	-le	-ss								

Please do recap the most recent sounds, so that your child is ready for Year 1. We aim to make sure that everyone has taken the Floppy's Phonics books home this year, up to Book 18.

Some parents asked during the PTIs what is coming up next year, so these are the sounds we intend to teach the children in Phonics in Year 1:

Level 4 Floppy's Phonics

-ay ray	oy toy	ea eat	-ie pie
ow low	ew newspaper	-ew screw	ou mouth
ir bird	aw lawn	eer deer	-are sparrow
-ce dance	-ea bread	o onion	-ed dropped, rained

Level 5 long vowel sounds

ai rain	ay ray	eigh eight	-ey key	
a-e cake	a table	-ae snake	-ea break	
-igh high	-ie pie	-y my	i bit	i-e ice
oo tooth	-ue blue	-ew screw	u-e tube	-o go
-ou cow	-ough through	-ui fruit	-u two	

ee see	ea eat	-y my	e egg	
ey key	-ie pie	e-e see	-ine kitten	
oa goat	ow cow	o go	ou out	
oe toe	o-e toe	-ough tough	-eau sneak	
ue blue	ew newspaper	u up	u-e tube	eu two

Level 5 split digraphs Floppy's Phonics

a-e cake	e-e compare	i-e ice	o-e rose
u-e cube	u-e flute		

In English, we finished learning our story 'The Kiss that Missed'. Here is an example of the story map and a copy of the text if you would like to practise at home:

The story map is a circular flowchart with the following elements:

- Once upon a time:** An open book, a crown, and a clock.
- then:** A prince and princess kissing, with a heart and the sound effect 'Zoom Zoom Zoom'.
- Un fortunately:** A heart and the sound effect 'Zoom Zoom Zoom'.
- clip clop:** A horse and rider.
- So hoot:** A cat.
- growl:** A cat.
- first:** A cat.
- after that:** A cat.
- next:** A cat.
- finally:** A cat.
- goodnight:** A cat.
- at that moment:** A cat.
- Sniffs:** A cat.
- Sneeze:** A cat.
- blink:** A cat.
- as quick as a click:** A cat.
- clip clop:** A horse and rider.
- just then:** A prince and princess.

Once upon a time there was a King who was always in a hurry.

One Tuesday evening he said goodnight to his son and blew him a royal kiss. Unfortunately, it missed.

The prince watched it whizz around the room - zoom! zoom! zoom! Then it bounced out of the window and whizzed into the night.

Then, the prince told the queen and the queen told the king and the king told the knight "Follow that kiss!" So, the knight jumped on his horse and galloped off.

Through the wild woods to find the kiss he went, clippety clop, clippety clop, clippety clop. First, he asked a bear with long claws if he had seen the kiss, but the bear just growled. Next, he asked an owl with big round eyes if she had seen the kiss, but the owl just hooted. After that, he asked a wolf with sharp teeth if he had seen the kiss, but the wolf just howled. Finally, he asked a dragon with mean eyes if he had seen the kiss, but the dragon just roared.

Just then, the royal kiss floated by and said goodnight to everyone. Suddenly, the bears stopped growling, the owls stopped hooting, the wolves stopped howling and the dragon stopped roaring, but they still could not catch the kiss.

At that moment, the royal kiss sparkled by once more and flew right up the dragon's nose. The dragon sniffed, and blinked and sneezed - A-a-a-atchoo - and the kiss bounced into the knight's helmet. As quick as a click, he galloped to the castle - clippety clop, clippety clop, clippety clop.

That night, the prince was happy, the queen was happy, the king was happy, EVERYONE was happy because the royal kiss was back. They all got comfortable on the royal bed and the king read the prince a bedtime story before giving him a kiss goodnight.

We have had fun with the story, such as when completing hot-seating activities and asking the knight questions. We thought about questions we could ask the knight and we wrote them down together on the board. We talked about using a question mark for questions. Then we had a visit from some real-life knights! The children asked them questions such as 'Why did you chase the kiss?', 'Are you magic?' and 'What story did you read at the end?'



In **Maths**, we have looked at odd and even numbers and talked about how odd numbers have an ‘odd one out’ and cannot be halved/shared between two. The children have really grasped the concept well and understand that all numbers alternate between odd and even.



This learning is working further on the Early Learning Goal:

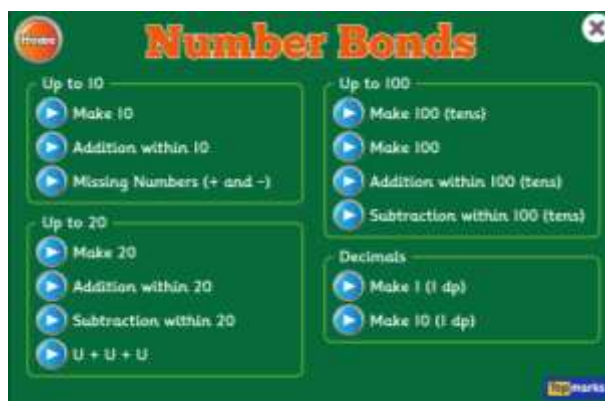
To Explore and represent patterns within numbers up to 10, including even and odds, double facts and how quantities can be distributed equally.

We looked at the pattern of odd then even numbers and decided if larger numbers were odd or even. We even found that 12748 was even!

We are recapping the number pairs that add together to make numbers up to 10 to develop the children’s mental fluency with numbers.

You could play ‘Hit the Button’ at home using the option ‘Number Bonds’ and ‘Addition within 10’

<https://www.topmarks.co.uk/maths-games/hit-the-button>



We have been playing it in class and got some really high scores!




































































You could also practise them by watching the number pairs videos:

- [Number pairs - 1](#)
- [Number pairs - 2](#)
- [Number pairs - 3](#)
- [Number pairs - 4](#)
- [Number pairs - 5](#)

- [Number pairs - 6](#)
- [Number pairs - 7](#)
- [Number pairs - 8](#)
- [Number pairs - 9](#)
- [Number pairs - 10](#)

Here are the pairs of numbers we are looking at:

1	2	3	4	5
$0+1=1$  $1+0=1$ 	$0+2=2$  $1+1=2$  $2+0=2$ 	$0+3=3$  $1+2=3$  $2+1=3$  $3+0=3$ 	$0+4=4$  $1+3=4$  $2+2=4$  $3+1=4$  $4+0=4$ 	$0+5=5$  $1+4=5$  $2+3=5$  $3+2=5$  $4+1=5$  $5+0=5$ 
6	7	8	9	10
$0+6=6$  $1+5=6$  $2+4=6$  $3+3=6$  $4+2=6$  $5+1=6$  $6+0=6$ 	$0+7=7$  $1+6=7$  $2+5=7$  $3+4=7$  $4+3=7$  $5+2=7$  $6+1=7$  $7+0=7$ 	$0+8=8$  $1+7=8$  $2+6=8$  $3+5=8$  $4+4=8$  $5+3=8$  $6+2=8$  $7+1=8$  $8+0=8$ 	$0+9=9$  $1+8=9$  $2+7=9$  $3+6=9$  $4+5=9$  $5+4=9$  $6+3=9$  $7+2=9$  $8+1=9$  $9+0=9$ 	$0+10=10$  $1+9=10$  $2+8=10$  $3+7=10$  $4+6=10$  $5+5=10$  $6+4=10$  $7+3=10$  $8+2=10$  $9+1=10$  $10+0=10$ 

In our **Topic** lesson, we learnt all about knights. The main character in our story this half term is a knight so we loved learning about their armour, their accessories, and how people a long time ago became knights from being pages and then squires. We looked at a day in the life of a knight, and Miras, who loves knights, brought a helmet he had made at home and role-played being a knight whilst the rest of the children asked him questions about his life.



At **Forest School** this week, we talked about habitats of animals and the children compared arctic, desert, coral and rainforest habitats to the forest school area. They drew some beautiful pictures to compare them and especially enjoyed talking about the different animals that live in each habitat.



Things to Remember

- We have our trip to the farm on **Tuesday 18th June**. Please send your child in with a packed lunch that contains no nuts. It might be in a small backpack that they can carry, so please make sure it is not too heavy and is not a drawstring bag. We hope the weather will be nice, but please be mindful to dress appropriately for the weather on the day.
- Reception L's PTIs are being held on **Friday 21st June**. Please do sign up for an appointment to meet Miss Laird if you have not already done so. You can sign up here: <https://stjamesjunior.schoolcloud.co.uk/>
- We have sent home sponsorship forms for you to fill in to help raise money for Unicef. Today Reception B took part in a sponsored 'Cook Along' whilst Reception L took part in sponsored 'Scooter Wash'. Please return the forms to your class teacher along with the money by **Monday 17th June**.
- Please return the Phonics keyrings to us and the tricky word bookmarks by **Monday 24th June**.