




ST JAMES
Preparatory School

Reception Newsletter: Autumn Term, Week 5

This week's Phonics sounds:



Please do use the Phonics keyrings and tricky word bookmarks to recap the purple sounds and Phase 2 tricky words.

English

We have been trying hard to learn the story of the Gingerbread Man off by heart. The children have enjoyed using the story map and are beginning to show confidence to follow along with the story orally and with actions. We have been completing lots of activities to immerse the children in the story including looking at which characters are in the story and sorting them, putting Gingerbread Men (GBM) in the oven in the home corner, drawing the GBM and other characters on big paper, tracing GBM in different versions of the story and making a 'big book' of the story by drawing the illustrations. They loved sharing this in the Play and Explore room.





In addition to learning the story, we have also been creating our own versions. The children have been very creative and decided to make all sorts of new gingerbread men out of different foodstuffs or materials. We've had 'strawberry man', 'banana man' and even 'blueberry and lemon man'. They have used these creative characters to make their own stories.



Maths

We have been focusing on the number 5 this week. The children have been making birthday cakes for a teddy's 5th birthday party, making sure that there are 5 candles on the cakes. They compared this to other ages and took the correct number of candles. We have spotted patterns with the number 5 including comparing the formation to dots on dice, as well as looking at the number bonds to 5, such as 1 and 4.

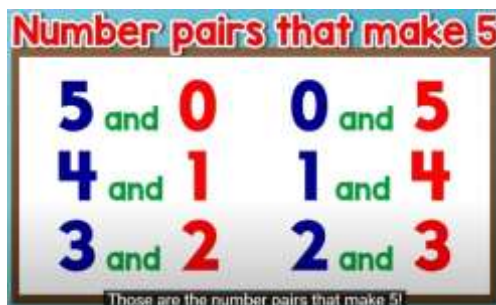


The children have also been taking part in activities during their Play and Explore time that include the Maths concepts. They have especially enjoyed the birthday party set up in the playroom, where they must count out 5 candles for a teddy bear's birthday cake. There are 5 bears in total at the party, so the children need to check that the bears have enough cutlery, crockery and balloons for each bear. They have birthday cards, balloons and birthday banners to identify the number 5 in different ways.



This video is helping us learn the number bonds or 'number pairs' to 5. The children should know them by the end of Reception, so as much practice they can have now would be amazing:

<https://www.youtube.com/watch?v=zija7aVmziY>



Forest School

At Forest School with Miss Daisy, the children took part in whittling. They found some sticks and used safe knives to carve a point on their stick. They then use the sticks to toast vegan marshmallows over a campfire. They were taught how to do this safely and they had lots of fun! They enjoyed their marshmallows with their hot chocolate.




Timelines

Thank you so much for sending in the gorgeous baby photos of your children! I have loved talking to them about their pictures and asking them how they have grown and changed. We have created some lovely posters using them. What a wonderful way to share all about the children! If you haven't sent photos in, please do so next week so I can talk to your child about them.

Harvest

We talked this week about Harvest and enjoyed taking part in the Harvest Festival on Thursday. The children learnt that Harvest is a time for giving thanks and to appreciate what we have. We went out to the nature garden to see how the food had been picked ready for Harvest and took a look at our growing donation table. We also did some fruit printing in the Play and Explore room.

The children chose their own favourite fruit or vegetable to colour in or collage, which we used to create a gorgeous harvest display. They used the correct colours for each food item, which was especially impressive as they did some independently. We also made some with our buddies!





Things to Remember

- **Homework:** We sent a lot of homework out last week and we want to make sure that you understand when it should be completed. Here is a helpful timetable of when to return different parts of the homework:

Monday	<ul style="list-style-type: none">• Daily reading• Return the Weekend Diary to school• Return the Teddy Diary and Teddy if borrowed over the weekend
Tuesday	<ul style="list-style-type: none">• Daily reading
Wednesday	<ul style="list-style-type: none">• Daily reading
Thursday	<ul style="list-style-type: none">• Daily reading
Friday	<ul style="list-style-type: none">• Daily reading• Return the library book• A new library book will be issued• We will send home the Weekend Diary and Teddy Diary (on rotation)

We need the reading book and yellow reading record in school **every day** in their folder. Please do try to read every day.

Please note, the Autumn Homework Bingo does not need to be returned. This is just for fun at home!

- **Teddy Diary:** We are going to be sending home James the St James bear home with a different child each week.

We would like you to put some photos in or do some drawings in of what James has gotten up to with your child during the weekend.

We'd also love to see your child having a go at writing about the weekend, just like the weekend diary (they do not have to complete the weekend diary if they have the bear diary).

This will become a wonderful representation of Reception B to cherish over the year!

