



ST JAMES

Preparatory School

Reception Newsletter: Spring Term, Week 11

What have we explored this week?

This week's Phonics sounds:



Please do use the Phonics keyrings to recap the purple sounds and the green sounds. Also use tricky word bookmarks to recap Phase 2 and learn Phase 3 tricky words. Have a go at reading the sentences from this week:

/ch/ ch -tch

The rabbit had lunch in his hutch.

A batch of chicks hatch, then they scratch at a patch of bugs.

/ng/ -ng /ngk/ -nk

I think I have a posh pink ring that fits me.

The king flings his drink and bangs on the gong!

In English, the children all wrote their own versions of Jack and the Beanstalk, changing the character to their own name, being chased by a different creature, and a plant of their choice growing out of the magic beans. Here are the children's story ideas:

Billie	Franzgoli	Gigi	Grisha
<p>Once upon a time there lived a poor widow who had a girl called Billie.</p> <p>One day, Billie planted some magic beans. They grew into a huge rose and Billie climbed up.</p> <p>Unfortunately, a fairy lived at the top and she chased Billie.</p> <p>Luckily, Billie chop, chop, chopped the rose down.</p> <p>Finally, Billie and her mother lived happily ever after.</p>	<p>Once upon a time there lived a poor widow who had a boy called Franzgoli.</p> <p>One day, Franzgoli planted some magic beans. They grew into a huge daisy and Franzgoli climbed up.</p> <p>Unfortunately, a dog lived at the top and he chased Franzgoli.</p> <p>Luckily, Franzgoli chop, chop, chopped the daisy down.</p> <p>Finally, Franzgoli and his mother lived happily ever after.</p>	<p>Once upon a time there lived a poor widow who had a girl called Gigi.</p> <p>One day, Gigi planted some magic beans. They grew into a huge poppy and Gigi climbed up.</p> <p>Unfortunately, a mermaid lived at the top and she chased Gigi.</p> <p>Luckily, Gigi chop, chop, chopped the poppy down.</p> <p>Finally, Gigi and her mother lived happily ever after.</p>	<p>Once upon a time there lived a poor widow who had a boy called Grisha.</p> <p>One day, Grisha planted some magic beans. They grew into a huge tree and Grisha climbed up.</p> <p>Unfortunately, a goblin lived at the top and he chased Grisha.</p> <p>Luckily, Grisha chop, chop, chopped the tree down.</p> <p>Finally, Grisha and his mother lived happily ever after.</p>
Kabeer	Léonore	Luna	Lyna
<p>Once upon a time there lived a poor widow who had a boy called Kabeer.</p> <p>One day, Kabeer planted some magic beans. They grew into a huge apple tree and Kabeer climbed up.</p> <p>Unfortunately, a octopus lived at the top and he chased Kabeer.</p> <p>Luckily, Kabeer chop, chop, chopped the apple tree down.</p> <p>Finally, Kabeer and his mother lived happily ever after.</p>	<p>Once upon a time there lived a poor widow who had a girl called Léonore.</p> <p>One day, Léonore planted some magic beans. They grew into a huge rose and Léonore climbed up.</p> <p>Unfortunately, an angry elf lived at the top and he chased Léonore.</p> <p>Luckily, Léonore chop, chop, chopped the rose down.</p> <p>Finally, Léonore and her mother lived happily ever after.</p>	<p>Once upon a time there lived a poor widow who had a girl called Luna.</p> <p>One day, Luna planted some magic beans. They grew into a huge snow drop and Luna climbed up.</p> <p>Unfortunately, Rapunzel lived at the top and she chased Luna.</p> <p>Luckily, Luna chop, chop, chopped the snow drop down.</p> <p>Finally, Luna and her mother lived happily ever after.</p>	<p>Once upon a time there lived a poor widow who had a girl called Lyna.</p> <p>One day, Lyna planted some magic beans. They grew into a huge bindweed and Lyna climbed up.</p> <p>Unfortunately, an angry kid lived at the top and he chased Lyna.</p> <p>Luckily, Lyna chop, chop, chopped the bindweed down.</p> <p>Finally, Lyna and her mother lived happily ever after.</p>

Memo	Nadia	Roohi	Roy
<p>Once upon a time there lived a poor widow who had a boy called Memo.</p> <p>One day, Memo planted some magic beans. They grew into a huge stinging nettle and Memo climbed up.</p> <p>Unfortunately, a giant lived at the top and he chased Memo.</p> <p>Luckily, Memo chop, chop, chopped the stinging nettle down.</p> <p>Finally, Memo and his mother lived happily ever after.</p>	<p>Once upon a time there lived a poor widow who had a girl called Nadia.</p> <p>One day, Nadia planted some magic beans. They grew into a huge nettle and Nadia climbed up.</p> <p>Unfortunately, a fairy lived at the top and she chased Nadia.</p> <p>Luckily, Nadia chop, chop, chopped the nettle down.</p> <p>Finally, Nadia and her mother lived happily ever after.</p>	<p>Once upon a time there lived a poor widow who had a girl called Roohi.</p> <p>One day, Roohi planted some magic beans. They grew into a huge forget-me-not and Roohi climbed up.</p> <p>Unfortunately, an angry king lived at the top and he chased Roohi.</p> <p>Luckily, Roohi chop, chop, chopped the forget-me-not down.</p> <p>Finally, Roohi and her mother lived happily ever after.</p>	<p>Once upon a time there lived a poor widow who had a boy called Roy.</p> <p>One day, Roy planted some magic beans. They grew into a huge rose and Roy climbed up.</p> <p>Unfortunately, a pig lived at the top and he chased Roy.</p> <p>Luckily, Roy chop, chop, chopped the rose down.</p> <p>Finally, Roy and his mother lived happily ever after.</p>
Suray	Umar	Yasmin	Yehia
<p>Once upon a time there lived a poor widow who had a girl called Suray.</p> <p>One day, Suray planted some magic beans. They grew into a huge rose and Suray climbed up.</p> <p>Unfortunately, an angry mermaid lived at the top and she chased Suray.</p> <p>Luckily, Suray chop, chop, chopped the poppy down.</p> <p>Finally, Suray and her mother lived happily ever after.</p>	<p>Once upon a time there lived a poor widow who had a boy called Umar.</p> <p>One day, Umar planted some magic beans. They grew into a huge sharp tree and Umar climbed up.</p> <p>Unfortunately, a tiger lived at the top and he chased Umar.</p> <p>Luckily, Umar chop, chop, chopped the sharp tree down.</p> <p>Finally, Umar and his mother lived happily ever after.</p>	<p>Once upon a time there lived a poor widow who had a girl called Yasmin.</p> <p>One day, Yasmin planted some magic beans. They grew into a huge dog rose and Yasmin climbed up.</p> <p>Unfortunately, an angry cat lived at the top and she chased Yasmin.</p> <p>Luckily, Yasmin chop, chop, chopped the dog rose down.</p> <p>Finally, Yasmin and her mother lived happily ever after.</p>	<p>Once upon a time there lived a poor widow who had a boy called Yehia.</p> <p>One day, Yehia planted some magic beans. They grew into a huge sunflower and Yehia climbed up.</p> <p>Unfortunately, an octopus lived at the top and he chased Yehia.</p> <p>Luckily, Yehia chop, chop, chopped the sunflower down.</p> <p>Finally, Yehia and his mother lived happily ever after.</p>

They have written their stories really well and made their own booklets.

In Maths, we looked at more complicated patterns. We looked for patterns in the environment and noticed patterns in the rug, the owl fairy lights and the owl numbers - but the children also identified how these were not repeating patterns.

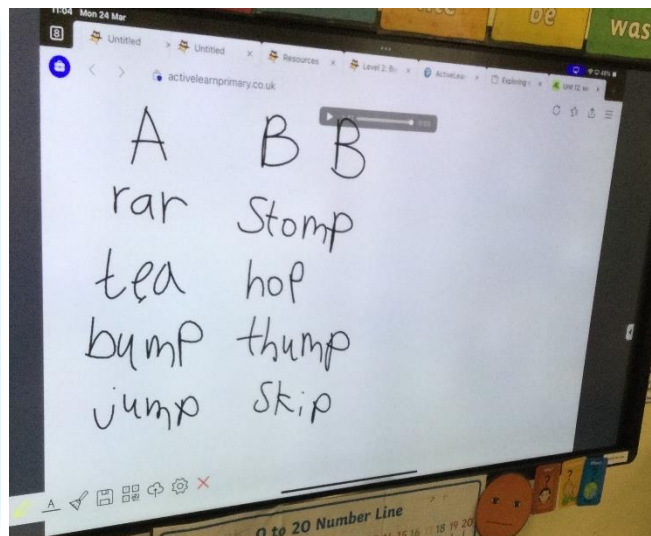


The children sang a song to learn an ABB pattern with actions:

Song: Can you spot the pattern?
Tap, nod, tap, nod,
Tap, nod, tap, nod,
Can you spot the pattern?
Tap, nod, tap, nod,
Tap, nod, tap, nod,
Join me when you can.

Tap, clap, clap,
Tap, clap, clap,
Can you spot the pattern?
Tap, clap, clap,
Tap, clap, clap,
Join me when you can.
[Repeat song]



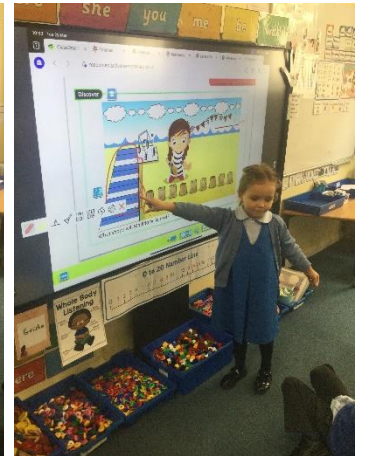


STIMULUS



They then made up their own patterns using actions. We moved on to doing the same thing with instruments.



Later on in the week, the children made their own repeating ABB or AAB pattern using 3D shapes. We recapped the names of 3D shapes and used them to carry on given patterns and make up their own. We looked at two patterns and decided the difference - one was ABB and the other was AAB.



At Forest School, the children made Easter bunnies out of pinecones and old pieces of a Christmas tree. They took off all of the needles, bent the sticks into bunny ears and attached them with wire. They then decorated them using chalk pens. We then had an Easter egg hunt to find chocolate eggs that the Easter bunny had hidden around the Forest School area. We found 47 eggs in total and shared them between us.





In Topic, the children learnt about the 7 different continents. They identified that we live in Europe and managed to find it on the map. They started singing the continent song as they had remembered it from previous learning, so we played it together:

<https://youtu.be/K6DSMZ8b3LE>

We then looked further into one continent and looked more at Africa. We talked about the weather and how it is the hottest continent because of the equator. We also learnt that it is the second largest after Asia. Then we looked at landmarks, famous people, animals and other interesting facts. The children have completed activities in the playroom to do with Africa, such as making patterns (which links well into our Maths lessons), reading non-fiction books about African countries, packing a suitcase to take abroad to a hot country, and exploring African drums and masks.

We read this book during the week about Africa:

<https://www.getepic.com/app/read/56285>



Reception class did some cooking on Friday with Chef Suzie. They made some delicious spiced apples.

Here is the recipe if you would like it:



ST JAMES
Preparatory School

Splend-Appleys!

(Rhubarb & Gingernut Spiced Apples)

Makes 2



Ingredients:

2 Granny Smiths, cored

For the Filling:

20g rhubarb, chopped small
20g raisins
1 tsp mixed peel
2 gingernuts, broken into small pieces
Pinch each of: nutmeg, ground ginger, cloves, allspice & cinnamon
Squeeze lemon juice
1 heaped tbsp (15g) soft brown sugar

For the Coating:

15g butter, SOFTENED
A bit more soft brown sugar
3 tbsp oats

For the Chantilly Cream:

100ml double cream
1 tsp vanilla extract

Method:

1. Pre-heat the oven to 170°C and line a small baking sheet with greaseproof paper.
2. Tip a couple of tablespoons of soft brown sugar onto a saucer and mix the oats into it.
3. In a small bowl mix all the ingredients for the filling well together, squishing the biscuit pieces with the back of the spoon so they break up.

Method:

4. Pop the apple on your thumb where the core was, and use this to hold it up as you rub the skin all over with half of the softened butter.
5. Now roll it in the sugar on the plate so it's lightly coated all over, then sit it on the greaseproof paper and sprinkle a bit of the oat and sugar mix on the top.
6. Repeat with the other apple.
7. Fill the holes in the middle of the apples: do this a little at a time then use your finger to REALLY PRESS IT DOWN before adding a bit more, PRESSING DOWN AGAIN and so on until you have no more filling and the apples are full to bursting.
8. Bake in the oven for 30-40 mins until the apples are squidgy when you squeeze them (get a grown-up to test them).
9. Whilst the apples are in the oven whip the cream lightly with the vanilla extract until soft and floppy - DON'T OVERWHIP!
10. Leave to sit for a few minutes before tucking in to your delicious seasonal baked apples with a fat dollop of yummy cream!

Things to Remember

- We are looking forward to our **Easter Service on Tuesday 1st April**. Parents can reserve a space here: <https://forms.office.com/e/e6RMkx32mu>. There will be light Easter refreshments available from 8.15am in the Courtyard ahead of the main event at St Mary's West Kensington, Hammersmith Rd, London W14 0QL, starting at 9.15am. This will conclude by 10.15am.
- The Spring Term ends on Wednesday 2nd April at 11:30am. Please be reminded that it is a half day.
- The Senior Girls' School has asked the Nursery and Prep children to join forces in donating soup for our local charity, *Under One Sky* (UOS). Boxes of 'Cup a Soup' or similar (but not fresh, already-made soup) are being collected from now until the start of the Easter holiday. The seniors have a plan to use the boxes in the lead up to the school's 50th anniversary - and then they will make their way to those less fortunate than us - those living on the streets of the city we all call home. Thank you for your kind and generous support.
- We are going to be running a Maths workshop sometime after Easter as a few parents have requested some support with how we teach Maths. Keep an eye out for the date.