




# ST JAMES

Preparatory School

## Reception Newsletter: Spring Term, Week 10

What have we explored this week?

This week's Phonics sounds:



Please do use the Phonics keyrings to recap the purple sounds and the green sounds. Also use tricky word bookmarks to recap Phase 2 and learn Phase 3 tricky words. Have a go at reading the sentences from this week:

/w/ w wh

When will Biff get a wish?

When shall I whisk and whizz up the eggs?

/ks/ -x -cks

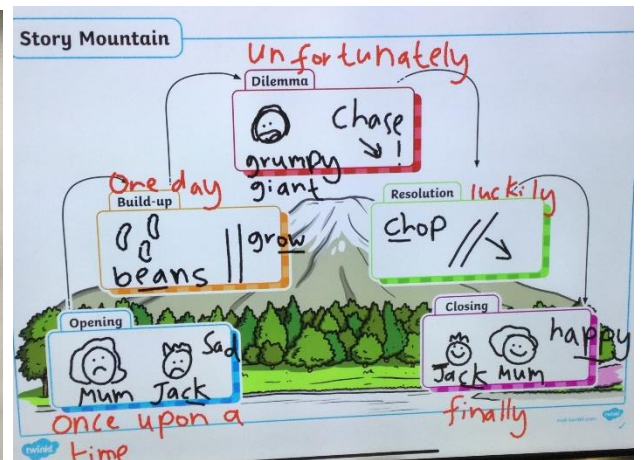

He has six ducks that live in six shacks.

If they spot a fox, the ducks give six quacks,  
then we dash in and the fox backs off!

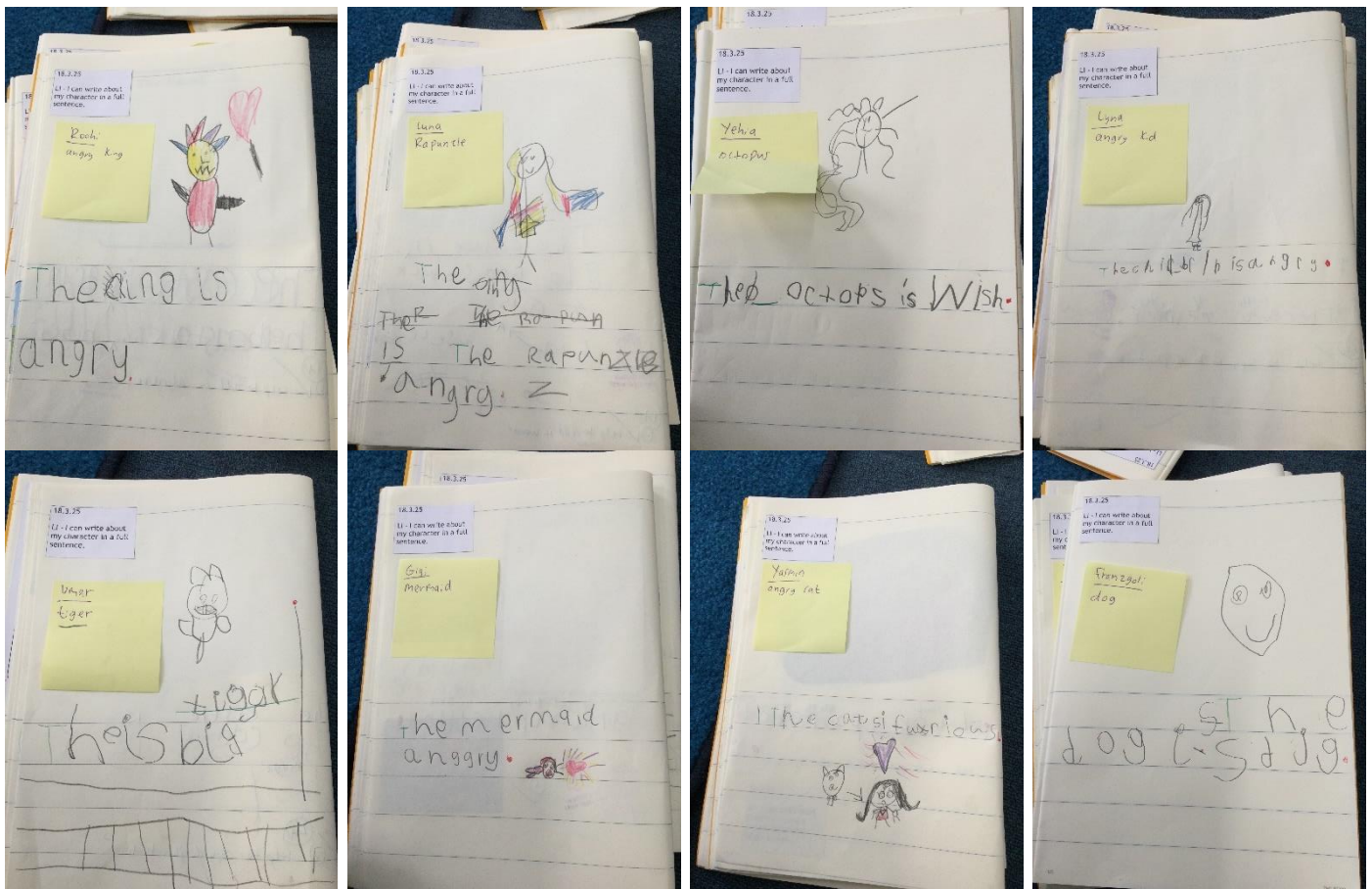
In English, we learnt a 5-sentence version of the story Jack and the Beanstalk. We then innovated this story, changing the words that are bold:

1. Once upon a time there lived a poor widow who had a son called Jack.
2. One day, Jack planted some magic beans. They grew into a huge beanstalk and Jack climbed up.
3. Unfortunately, a **giant** lived at the top and he chased Jack.
4. Luckily, Jack chop, chop, chopped the **beanstalk** down.
5. Finally, Jack and his mother lived happily ever after.


Here is the simple story map:



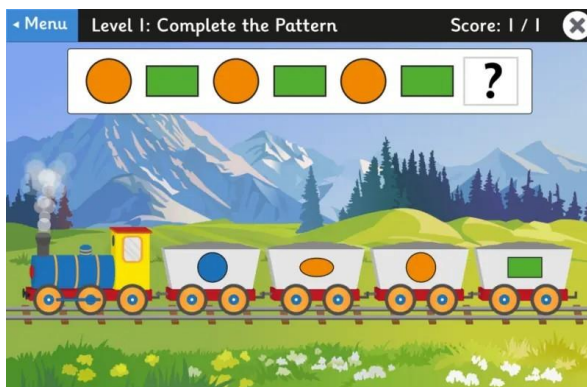
The children then chose their own character to meet and a different plant that grows:



In Maths, we looked at continuing patterns and making our own repeating patterns. The children made patterns from chosen objects including pencils, counters, toys, buttons or beads. They looked at AB patterns and know that they repeat. They know that they can go on forever!





You might want to play this game at home to practise it:



<https://www.topmarks.co.uk/ordering-and-sequencing/shape-patterns>

At Forest School, the children chopped wood for the fire and then used it to make flames which they jumped over safely. This was to celebrate Chaharshanbe Suri: A Fire-jumping Festival. Iranians celebrate Chaharshanbe Suri, where young and old gather around and jump over fires that stay burning all night. These bonfires symbolise kindness, friendship and light, and welcome in the springtime. The children also used the wood they had chopped to spell out the word 'spring'.





During our Topic work this week, we talked more about plants. We looked at what plants need to grow. We recapped the names of parts of plants. The children tried to name some plants, too. We went on a spring walk to spot plants growing, including seedlings, green leaves and blossom. We completed a checklist and realised that we had spotted everything! We have been enjoying non-fiction books about plants together, including these ones from Epic:

<https://www.getepic.com/app/read/4081>

<https://www.getepic.com/app/read/40810>



## Things to Remember

- You are invited to attend another Phonics Workshop on Thursday 27th March at 8.15-8.45am in the Reception classroom. It would be highly beneficial for you all to attend in order to help support your child with their reading and writing in Reception, especially as we are aiming to write full sentences by the end of the year.
- We are looking forward to our **Easter Service on Tuesday 1st April**. Parents can reserve a space here: <https://forms.office.com/e/e6RMkx32mu>. There will be light Easter refreshments available from 8.15am in the Courtyard ahead of the main event at St Mary's West Kensington, Hammersmith Rd, London W14 0QL, starting at 9.15am. This will conclude by 10.15am.
- The Spring Term ends on Wednesday 2<sup>nd</sup> April at 11:30am.
- The Senior Girls' School has asked the Nursery and Prep children to join forces in donating soup for our local charity, *Under One Sky* (UOS). Boxes of 'Cup a Soup' or similar (but not fresh, already-made soup) are being collected from now until the start of the Easter holiday. The seniors have a plan to use the boxes in the lead up to the school's 50th anniversary - and then they will make their way to those less fortunate than us - those living on the streets of the city we all call home. Thank you for your kind and generous support.

Here are some of the things we will be discussing which were also given as handouts in the PTIs:

### Writing checklist


We are trying hard to write full sentences. We are using this checklist to help us in Phonics and English lessons. Feel free to use this at home, especially when writing in the weekend diary.


	capital letters	
	full stops	
	finger spaces	
	sounds	
	tricky words	
	neat	


## Vowels


We have noticed that the children are mixing up some of the vowels, so we have been learning this song to help us identify the difference. The vowel hand is helping us to keep track of the vowels:


### Old MacDonald's Vowel Farm


Old MacDonald had a farm.  
a - e - i - o - u. 

On that farm he had a cat.  
a - a - a - a - a. 

On that farm he had a hen.  
e - e - e - e - e. 

On that farm he had a pig.  
i - i - i - i - i. 





On that farm he had a dog.  
o - o - o - o - o. 

On that farm he had a duck.  
u - u - u - u - u. 



## Mixing up b and d

We have noticed the children are sometimes mixing up 'b' and 'd'.  
This song may help you see the difference between the two.

<p>'b' and 'd' we're going to put them to bed. No need to mix them up I said.</p>	<p><b>b and d</b></p> 
<p>When you think of 'b' think about baseball. You do the 'bat' and then you do the 'ball'.</p>	
<p>When you think of 'd' start drumming quick. You do the 'drum' and then the 'drumstick'.</p>	
<p>'b' and 'b' we're going to put them to bed. No need to mix them up I said.</p>	<p><b>b and d</b></p> 

## Other useful Phonics links

What is Phonics information: <https://home.oxfordowl.co.uk/reading/phonics/>

What is Phonics video: <https://www.youtube.com/watch?v=42jb6PopZCI>

How to say the sounds: <https://www.youtube.com/watch?v=UCI2mu7URBc>

## Phonics games

Here are some websites that might help you with Phonics sounds.

<https://www.phonicsplay.co.uk/>

<https://www.phonicsbloom.com/>

<https://www.topmarks.co.uk/english-games/3-5-years/letters-and-sounds>