



ST JAMES

Preparatory School

Year 1 Newsletter: Spring Term, Week 11

What have we explored this week?

In Maths we have been exploring mass using balancing scales. The children have been weighing small objects in class using cubes. They have been using words such as heavier and lighter to compare weight. They ordered objects from lightest to heaviest and worked out the difference in weight by counting the extra cubes.

The children then moved on to explore capacity and using the correct terminology to describe the amount of liquid inside a container. They also compared the quantity of liquid using words more and less.



empty



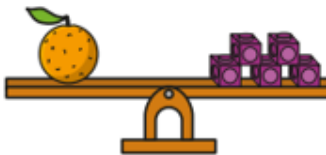
nearly full



nearly empty



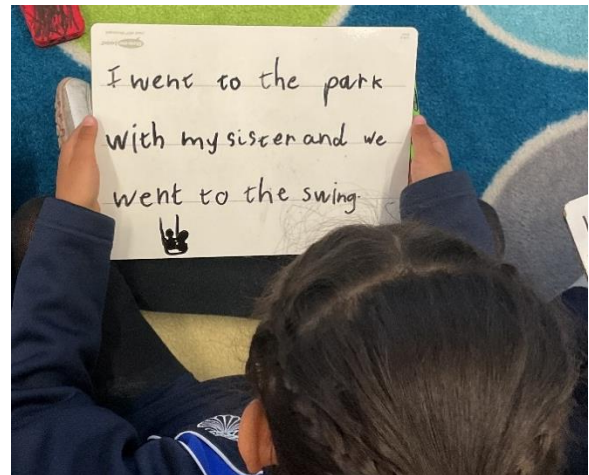

full





In English, we wrote information about an animal of our choice. We started with a 'terrific title' using alliteration. Then we 'hooked' our reader in with an interesting question. After that we ordered our facts into different subheadings and finished off with a fun fact.

In Phonics, our sound of the week has been revising 'oo': blue, flew, fruit, super. We have also been practising High Frequency Spellings and thinking of ways to put them into sentences.



In Science we learnt about Herbivore, Carnivores and Omnivores. The suffix 'vores' means to devour (Latin) and the prefixes tell us what they eat: herbi = plants, carni = meat, omni= all.



In RS, the children learnt about the Christian celebration of Easter. We explored the Easter story and discovered why hot cross buns are eaten around this time of the year. The children enjoyed eating mini hot cross buns in class whilst singing along to the famous nursery rhyme. The children created colourings of hot cross buns and spotted the delicious icing cross on the top.



In Geography this week the children created their own little map of a busy town. They drew physical and human features onto the map and designed their own key using simple symbols

This week it was 1L's turn to cook with chef Suzie. The recipe is on the next page:



Splend-Appleys!

(Rhubarb & Gingernut Spiced Apples)

Makes 2



Ingredients:

2 Granny Smiths, cored

For the Filling:

20g rhubarb, chopped small
20g raisins
1 tsp mixed peel
2 gingernuts, broken into small pieces
Pinch each of: nutmeg, ground ginger, cloves, allspice & cinnamon
Squeeze lemon juice
1 heaped tbsp (15g) soft brown sugar

For the Coating:

15g butter, SOFTENED
A bit more soft brown sugar
3 tbsp oats

For the Chantilly Cream:

100ml double cream
1 tsp vanilla extract

Method:

1. Pre-heat the oven to 170° C and line a small baking sheet with greaseproof paper.
2. Tip a couple of tablespoons of soft brown sugar onto a saucer and mix the oats into it.
3. In a small bowl mix all the ingredients for the filling well together, squishing the biscuit pieces with the back of the spoon so they break up.

Method:

4. Pop the apple on your thumb where the core was, and use this to hold it up as you rub the skin all over with half of the softened butter.
5. Now roll it in the sugar on the plate so it's lightly coated all over, then sit it on the greaseproof paper and sprinkle a bit of the oat and sugar mix on the top.
6. Repeat with the other apple.
7. Fill the holes in the middle of the apples: do this a little at a time then use your finger to REALLY PRESS IT DOWN before adding a bit more, PRESSING DOWN AGAIN and so on until you have no more filling and the apples are full to bursting.
8. Bake in the oven for 30-40 mins until the apples are squidgy when you squeeze them (get a grown-up to test them).
9. Whilst the apples are in the oven whip the cream lightly with the vanilla extract until soft and floppy - DON'T OVERWHIP!
10. Leave to sit for a few minutes before tucking in to your delicious seasonal baked apples with a fat dollop of yummy cream!

Things to remember








- We are looking forward to our **Easter Service** on **Tuesday 1st April**. Parents can reserve a space here: <https://forms.office.com/e/e6RMkx32mu>. There will be light Easter refreshments available from 8.15am in the Courtyard ahead of the main event at St Mary's West Kensington, Hammersmith Rd, London W14 0QL, starting at 9.15am. This will conclude by 10.15am.
- The Spring Term ends on Wednesday 2nd April at 11:30am.
- The Senior Girls' School has asked the Nursery and Prep children to join forces in donating soup for our local charity, *Under One Sky* (UOS). Boxes of 'Cup a Soup' or similar (but not fresh, already-made soup) are being collected from now until the start of the Easter holiday. The seniors have a plan to use the boxes in the lead up to the school's 50th anniversary - and then they will make their way to those less fortunate than us - those living on the streets of the city we all call home. Thank you for your kind and generous support.
- If you have not yet connected to your child's ClassDojo account, please follow the link below:
1C: <https://www.classdojo.com/ul/p/addKid?target=class&class=undefined>
1L: <https://www.classdojo.com/ul/p/addKid?target=class&class=undefined>

As well as being a way of enabling quick communication between home and school, ClassDojo is used to award and tally house points, so you will be able to see when your child receives a house point and what it is for!

You do not need to sign up for the paid 'Plus' version of Class Dojo.

Wishing you all a wonderful weekend, from
Miss Laird and Mrs Cselko.

**Timetable for 1L
2024-2025**

	Monday	Tuesday	Wednesday	Thursday	Friday
07:55 – 08:15	Registration	Registration	Registration	Registration	Registration
08:15 – 08:30	Reading 	Reading 	Reading 	Reading 	Reading 
08:30 – 09:00	Philosophy 	Whole School Assembly 	Story Assembly 	Singing Assembly 	Commendations Assembly 
09:00 – 09:30 Lesson 1	Phonics 	Phonics 	Phonics 	Phonics 	Phonics 
09:30 – 10:00 Lesson 2	English 	Maths 	English 	Maths 	Maths 
10:00:10:20	<i>Break</i>				
10:20 – 11:00 Lesson 3	Maths 	English 	Maths 	Drama 	English 
11:00 – 11:30 Lesson 4				English 	
11:30 – 12:00	<i>Lunch</i>				
12:00 – 12:30	<i>Break</i>				
12:30 – 13:00 Lesson 5	Sanskrit 	Art and Design 	RS 	Sanskrit 	Music 
13:00 – 13:30 Lesson 6	Gym 	Science/FS 	Swimming/ Enrichment 	ICT 	Gym 
13:30 – 14:00 Lesson 7	Library 			Geography/ History 	Sanskrit 
14:00 – 14:20	<i>Break</i>				
14:20 – 15:05 Lesson 8	PSHEE 	Science/FS 	Swimming/ Enrichment 	Geography/ History 	Golden Time 
15:05 – 15:15	Dismissal	Dismissal	Dismissal	Dismissal	Dismissal

**Timetable for 1C
2024-2025**

	Monday	Tuesday	Wednesday	Thursday	Friday
07:55 – 08:15	Registration	Registration	Registration	Registration	Registration
08:15 – 08:30	Reading 	Reading 	Reading 	Reading 	Reading 
08:30 – 09:00	Philosophy 	Whole School Assembly 	Story Assembly 	Singing Assembly 	Commendations Assembly 
09:00 – 09:30 Lesson 1	Phonics 	Phonics 	Phonics 	Phonics 	Phonics 
09:30 – 10:00 Lesson 2	English 	Maths 	English 	Maths 	Maths 
10:00:10:20	<i>Break</i>				
10:20 – 11:00 Lesson 3	Maths 	English 	Maths 	Gym 	English 
11:00 – 11:30 Lesson 4				English 	
11:30 – 12:00	<i>Lunch</i>				
12:00 – 12:30	<i>Break</i>				
12:30 – 13:00 Lesson 5	ICT 	RS 	Art and Design 	Drama 	Gym 
13:00 – 13:30 Lesson 6	Library 	Science/FS 	Swimming/ Enrichment 	Sanskrit 	Music 
13:30 – 14:00 Lesson 7	PSHEE 			Geography/ History 	Sanskrit 
14:00 – 14:20	<i>Break</i>				
14:20 – 15:05 Lesson 8	Sanskrit 	Science/FS 	Swimming/ Enrichment 	Geography/ History 	Golden Time 
15:05 – 15:15	Dismissal	Dismissal	Dismissal	Dismissal	Dismissal