




Reception Newsletter: Summer Term, Week 8

What have we explored this week?

This week's Phonics sounds:



Please do use the Phonics keyrings to recap all of the taught sounds. Also use tricky word bookmarks to learn Phase 3 tricky words and begin to learn Phase 4.

Have a go at reading the sentences from this week:

/eer/ ear

No need to fear, I can hear Mum and
Dad near.

Chip smears jam on Dad's silly beard and
big ears!

/air/ air

Wilma sits on a chair with a pair of ribbons
in her hair.

Will you go up the stairs and get my pair
of boots?

In English we have started to learn a new story called The Kiss that Missed based upon the book by David Melling. Here is a copy of the full story and an example story map:

Once upon a time there was a King who was always in a hurry.
One Tuesday evening he said goodnight to his son and blew him a royal kiss. Unfortunately, it missed.

The prince watched it whizz around the room - zoom! zoom! zoom! Then it bounced out of the window and whizzed into the night.

Then, the prince told the queen and the queen told the king and the king told the knight "Follow that kiss!" So, the knight jumped on his horse and galloped off.

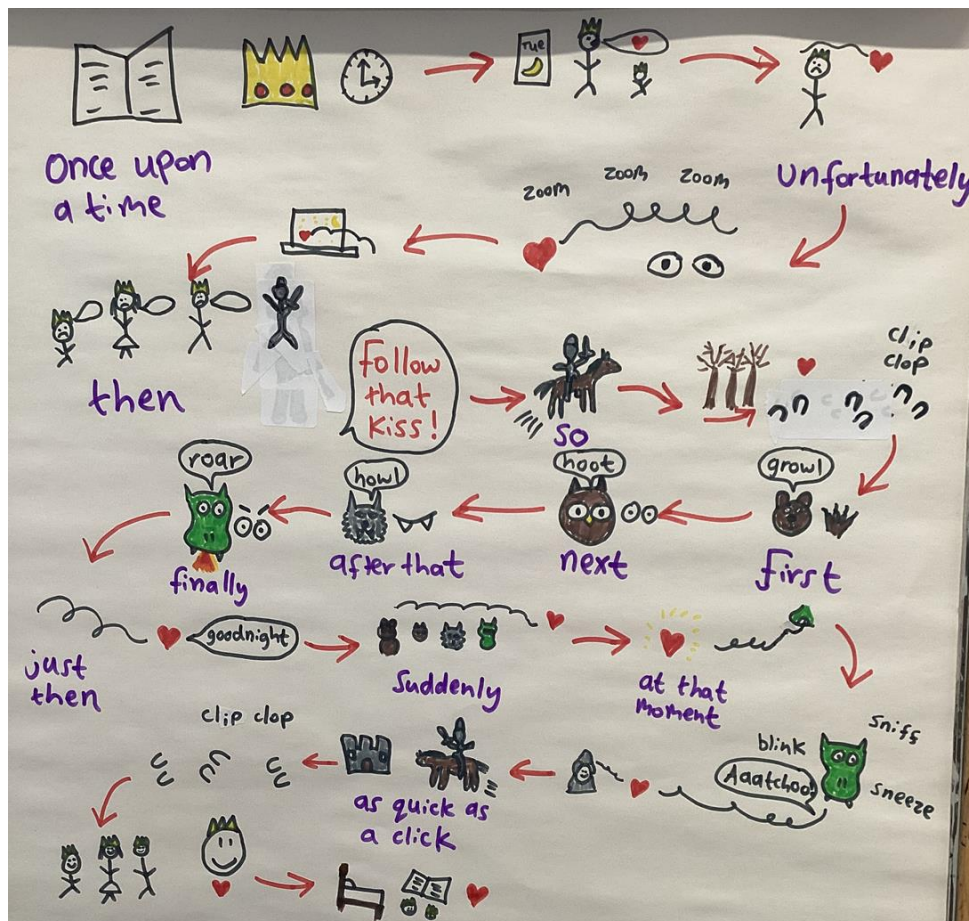
Through the wild woods to find the kiss he went, clippety clop, clippety clop, clippety clop.

First, he asked a bear with long claws if he had seen the kiss, but the bear just growled.
Next, he asked an owl with big round eyes if she had seen the kiss, but the owl just hooted.
After that, he asked a wolf with sharp teeth if he had seen the kiss, but the wolf just howled.
Finally, he asked a dragon with mean eyes if he had seen the kiss, but the dragon just roared.

Just then, the royal kiss floated by and said goodnight to everyone. Suddenly, the bears stopped growling, the owls stopped hooting, the wolves stopped howling and the dragon stopped roaring, but they still could not catch the kiss.

At that moment, the royal kiss sparkled by once more and flew right up the dragon's nose. The dragon sniffed, and blinked and sneezed - A-a-a-atchoo - and the kiss bounced into the knight's helmet. As quick as a click, he galloped to the castle - clippety clop, clippety clop, clippety clop.

That night, the prince was happy, the queen was happy, the king was happy, EVERYONE was happy because the royal kiss was back. They all got comfortable on the royal bed and the king read the prince a bedtime story before giving him a kiss goodnight.



In Maths, we looked at odd and even numbers. We tried to share balls between two or half and noticed that we could share 6 because it was even. We realized we couldn't share 5. We used part-whole models to explore sharing between two and noticed we could not share odd numbers. We wrote a list of odd and even numbers and spotted a pattern. They saw what each of them ended in. We then tried to say on screen if ladybirds were odd or even.



We sorted numbers into odd and even further and used Numicon to help us see the 'odd bit' on odd numbers. Some of the children really enjoyed playing with Numicon to feel the 'odd bit' and ordered them, knowing they alternate between odd and even in a pattern.



We have also been playing more Hit the Button to practise number pairs:

<https://www.topmarks.co.uk/maths-games/hit-the-button>

You could also practise them by watching the number pairs videos:

[Number pairs - 1](#)

[Number pairs - 6](#)

[Number pairs - 2](#)

[Number pairs - 7](#)

[Number pairs - 3](#)

[Number pairs - 8](#)



















































[Number pairs - 4](#)

[Number pairs - 9](#)

[Number pairs - 5](#)

[Number pairs - 10](#)

Here are the pairs of numbers we are looking at:

1	2	3	4	5
$0+1=1$  $1+0=1$ 	$0+2=2$  $1+1=2$  $2+0=2$ 	$0+3=3$  $1+2=3$  $2+1=3$  $3+0=3$ 	$0+4=4$  $1+3=4$  $2+2=4$  $3+1=4$  $4+0=4$ 	$0+5=5$  $1+4=5$  $2+3=5$  $3+2=5$  $4+1=5$  $5+0=5$ 
6	7	8	9	10
$0+6=6$  $1+5=6$  $2+4=6$  $3+3=6$  $4+2=6$  $5+1=6$  $6+0=6$ 	$0+7=7$  $1+6=7$  $2+5=7$  $3+4=7$  $4+3=7$  $5+2=7$  $6+1=7$  $7+0=7$ 	$0+8=8$  $1+7=8$  $2+6=8$  $3+5=8$  $4+4=8$  $5+3=8$  $6+2=8$  $7+1=8$  $8+0=8$ 	$0+9=9$  $1+8=9$  $2+7=9$  $3+6=9$  $4+5=9$  $5+4=9$  $6+3=9$  $7+2=9$  $8+1=9$  $9+0=9$ 	$0+10=10$  $1+9=10$  $2+8=10$  $3+7=10$  $4+6=10$  $5+5=10$  $6+4=10$  $7+3=10$  $8+2=10$  $9+1=10$  $10+0=10$ 

At Forest School this week, the children made ties in preparation for Sunday's Father's Day. They have made them for any male figure in their lives. They used hole punches to make the holes in the card and also cut out shapes from leaves. The butterflies looked beautiful. They then attached them to the ties using double sided tape, along with lots of other natural materials. To celebrate one of the children's birthdays, we also toasted marshmallows over the fire whilst making the hot chocolate. They were delicious!





To celebrate International Week, we have been having lots of fun playing with food from Italy. The children have been making plates of spaghetti, using forks with real spaghetti, making pizza from play dough and playing with pasta and pizza in the home corner. They have also been painting maps of Italy as well as learning some Italian and comparing the two countries. It was great to see so many of the children dressed up on Friday. They talked really confidently about different countries.



UK vs Italy

	
 Food	 Pizza
 Landscape	 Culture
 Hello Language	 Ciao Rome has been Italy's capital since 1871

EYFS Early Learning Goals

At Home Activities



By the end of Reception, the children will be assessed against the Early Learning Goals (ELGs).

Each week, we will be sending you an area of the EYFS curriculum with activities that you can do to help your child achieve the ELGs. This week we are looking at Literacy:

Literacy (L)	Comprehension	<ul style="list-style-type: none"> • Demonstrate understanding of what has been read to them by retelling stories and narratives using their own words and recently introduced vocabulary. • Anticipate (where appropriate) key events in stories. • Use and understand recently introduced vocabulary during discussions about stories, non-fiction, rhymes and poems and during role play.
	Word Reading	<ul style="list-style-type: none"> • Say a sound for each letter in the alphabet and at least 10 digraphs. • Read words consistent with their phonic knowledge by sound-blending. • Read aloud simple sentences and books that are consistent with their phonic knowledge, including some common exception words.
	Writing	<ul style="list-style-type: none"> • Write recognisable letters, most of which are correctly formed. • Spell words by identifying sounds in them and representing the sounds with a letter or letters. • Write simple phrases and sentences that can be read by others.

Literacy

- Read a book together and pause at points throughout the story to discuss ideas on what your child thinks might happen next.
- Visit a local library and borrow some books to look at together. These could include storybooks, rhymes, poems, information books, comics and magazines. Encourage your child to retell you what has been read using their own words, but also words and phrases used in the books.
- Using small world toys, or yourselves, act out some favourite stories together using words and language from the story.
- Encourage your child to practise writing simple words and sentences using the phonic sounds that they know. You could give them different purposes for writing, such as writing a shopping list, writing a greetings card or a postcard, writing a sign for their creations, or writing some treasure hunt instructions.
- Practise identifying letter sounds in the environment. Look for letters you see when you visit different places and practise reading the words.
- Practise reading common exception words (tricky words or high frequency words) by making some word cards to play games with, e.g. bingo, memory, or snap. Also, encourage your child to read the words in funny voices to help make it more fun!
- Encourage your child to practise forming letters properly by writing using a range of different materials, such as pencils, chalk, crayons and pens. They could also try writing letters into a tray of sand or flour using their finger or try painting letters onto a pavement using a paintbrush and water.

Things to Remember

- This term, St James fundraising efforts will be focused on supporting Masibambane College: [Masibambane College & Community Center.docx](#)
We hope to raise enough funds to purchase a Jojo water tank for this school in South-Africa.

On **Monday 16th June** the Early Years children, both Nursery and Reception, will take part in a sponsored walk. The children will walk, as a group, five times round the Marcus Garvey park. They will finish with a celebratory snack time altogether. On **Monday 9th June** we will send home a sponsorship form. Please help your child to get lots of sponsors, either sponsoring an amount per circuit of the park or a total amount for participation. Once the event is complete please collect the money and bring it in with the completed sponsorship form and put it in your child's folder by **Friday 20th June**. You can return it before this date. Thank you for your support.

- You are invited to the **Sanskrit Speech competition** on Thursday 26th June in the Assembly Hall on the second floor. Please sign up here if you would like to attend: <https://forms.office.com/e/huGQFu7dxn>

Part 1: 9am to approximately 9.50am for Nursery, Reception and Years 1, 2 and 3

Part 2: 10.20am to approximately 11.10am for Years 4, 5 and 6

Part 3: 11.15am to approximately 11.55am for Years 7, 8 and 9

You are welcome to attend one, two, or all three parts, but are asked to remain in the Assembly Hall until the end of the part you are attending.

Refreshments will be served from approximately 9.50am to 10.20am.

- Please note that **Sports' Day** is on Friday 27th June. You will need to meet us with your child at the Linford Christie Stadium, Artillery Lane, off Du Cane Rd, White City, London, W12 0DF.

Please arrive by 8:55am prompt, as the first event starts at 9:10. The day finishes at 12:15pm and children will be dismissed from the Stadium. Parents are encouraged to stay and watch from the side.

Please dress your child in their gym kit, trainers and a sun hat. They must also bring a water bottle.

- Moving Up Morning is on **Monday 30th June**. Children will find out who their new teacher for September will be and will spend time with them in their new classrooms. Parents will receive details on the same day.
- Speech Day is on **Thursday 3rd July** at the Royal Geographical Society. Please bring your child straight to the venue for registration at 9:30am. The event will finish at approximately 11:30am and all children need to be collected from the venue.

- As we are winding down to the end of the year, please can you return the Phonics keyrings to us and the tricky word bookmarks by **Monday 23rd June** so I can count them and keep them for the next year group.



- Summer Sunflower Growing Competition**

Every child in Nursery to Year 6 has received a sunflower seed. Please may you help your child plant their seed and remind them to water it during the summer holiday. When the sunflower is at its prime, please take a photo of it and upload this to ClassDojo. Judging of the photos (only) will take place the first week back in September. Happy growing!

- 1st Place Winners: Gold Green Thumb certificate & 200HPs
- 2nd Place Winners: Silver Green Thumb certificate & 100HPs
- 3rd Place Winners: Bronze Green Thumb certificate & 50HPs

- Keep practising the poem at home please:

All the Year Round by Sara Coleridge

January brings the snow,
makes our feet and fingers glow.

February brings the rain,
Thaws the frozen lake again.

March brings breezes loud and shrill,
stirs the dancing daffodil.

April brings the primrose sweet,
Scatters daises at our feet

May brings flocks of pretty lambs,
Skipping by their fleecy damns.

June brings tulips, lilies, roses,
Fills the children's hand with posies.

Hot July brings cooling showers,
Apricots and gillyflowers.

August brings the sheaves of corn,
Then the harvest home is borne.

Warm September brings the fruit,
Sportsmen then begin to shoot.



Fresh October brings the pheasants,
Then to gather nuts is pleasant.

Dull November brings the blast,
Then the leaves are whirling fast.

Chill December brings the sleet,
Blazing fire, and Christmas treat.